

移动阀门
MOBILE VALVES

- ▶ 最大工作压力: PN16
Working pressure: PN16
- ▶ 材料: 铝合金
Material: aluminium alloy
- ▶ 阀体类型: 模制
Body type: moulded
- ▶ 选配: 入/出水口
Options: couplings inlet/outlet.

阀门 DN100, 带锁止
Valves DN100, with lock

阀门类型: 蝶阀 / *Valve type: butterfly valve*
开关方式: 操作杆 / *Operation: by lever*



梯式可移动阀门 DN40 和 DN65
Bottom ladder valves DN40 and DN65

阀门类型: 闸阀 / *Valve type: by flywheel valve*
开关方式: 手轮 / *Operation: by flywheel*



B-DRUCKVENTIL PN16
B-DRUCKVENTIL PN16

- 最大工作压力: PN16 / *Working pressure: PN16*
- 材料: 铝合金 / *Material: aluminium alloy*
- 阀体类型: 模制 / *Body type: moulded*
- 出口: 外螺纹 2" 1/2 BSP 或法兰 G 80K
Outlet: 2,5" BSP male or square flange G 80K



LMP80 伸缩管
TELESCOPIC TUBE FOR LMP80

- 入口: 外螺纹 3" BSP 或 NPT / *Inlet: 3" BSP or NST male*
- 出口: 快速接口 / *Outlet: quick coupling*
- 增高: 300 到 450 mm / *Elevation: 300 to 450 mm*



阀盖阀
VALVES CAPS

- ▶ 阀盖带锁, 配手柄或螺栓
Lockable caps, with handle or with locking ring



接口*
COUPLINGS*

*根据客户需求可配备不同型号接口
**Products can be equipped with other types of couplings if needed*



- STORZ
- NST
- GFR
- MACHINO
- GOST
- DSP
- BARCELONA
- INSTANTANEOUS



POK CHINA
博克消防装备科技有限公司

地址: 北京市顺义区南彩镇彩达三街一号茂华工场5号厂房2层201室 · POK
电话: 010 64667868
邮箱: info@pokchina.com sales@pokchina.com
www.pokchina.com




- ITURRI (SPAIN)
- IVECO (ITALY)
- ROSENBAUER (AUSTRIA)
- AVTO ENGINEERING (BULGARIA)
- ISKADA (LITHUANIA)
- WAWRZASZEK (POLAND)
- ROMPRIM (ROMANIA)
- ZIEGLER (GERMANY)
- SEIWALD (AUSTRIA)
- DESAUTEL (FRANCE)
- SIDES (FRANCE)

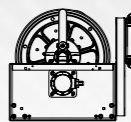
消防车
FIREFIGHTING TRUCKS



充满激情的创造者 / WE CREATE WITH PASSION


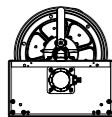


供水卷盘 HOSE REELS WATER SUPPLIED



- ▶ 材料：钢和铝合金
Material: steel and aluminium alloy
- ▶ 表面处理：聚酯涂层
Surface treatment: polyester coated
- ▶ 软管直径：Ø 25 mm / Hose: Ø 25 mm
- ▶ 软管长度：40 或 80 米
Hose capacity: 40 or 80 meters
- ▶ 侧板直径：Ø 480 mm 或 Ø 610 mm
Ø plate: Ø 480 mm or Ø 610 mm
- ▶ 旋转：手轮或操作杆 / Winding: wheel or lever
- ▶ 卷盘锁：锁紧装置 / Reel locking: by locking device
- ▶ 有电动型可选 / Motorised version available

仓库卷盘 HOSE REELS - STORAGE



- ▶ 材料：钢和铝合金
Material: steel and aluminium alloy
- ▶ 表面处理：聚酯涂层
Surface treatment: polyester coated
- ▶ 水带直径：扁平水带 DN45 / Hose: flat hose Ø45 mm
- ▶ 水带长度：60 到 120 米
Hose capacity: 60 to 120 meters
- ▶ 侧板直径：Ø 480 mm 或 Ø 610 mm
Ø plate: Ø 480 mm or Ø 610 mm
- ▶ 旋转：手轮或操作杆
Winding: wheel or lever
- ▶ 卷盘锁：锁紧装置
Reel locking: by locking device
- ▶ 有电动型可选
Motorised version available

移动式卷盘 MOBILE HOSE REELS



- ▶ 材料：钢 / Material: steel
- ▶ 表面处理：聚酯涂层
Surface treatment: polyester coated
- ▶ 安全装置：安全刹车手柄，卷盘制动，车轮制动
Safety devices: safety brake lock handle, hose reel brake, reel brake
- ▶ 水带允许长度：200 米，水带直径 Ø 70 mm
Capacity: 200 meters, Ø 70 mm
- ▶ 选配：卷盘位置确定支架，分水器支架
Options: winding feet, divider mounting bracket

信号装置推车 SIGNALING TROLLEY



- ▶ 材料：钢 / Material: steel
- ▶ 表面处理：聚酯涂层
Surface treatment: polyester coated
- ▶ 安全装置：安全刹车手柄
Safety: unlocking with safety lever
- ▶ 承载能力：6只交通锥标（不含），三角闪光标记（不含）
Capacity: 6 traffic cones (not included), triflash sign (not included)



« SULKY » 移动式卷盘 "Sulky" type mobile hose reel



- ▶ 材料：钢 / Material: steel
- ▶ 表面处理：聚酯涂层
Surface treatment: polyester coated
- ▶ 水带允许长度：200 米，水带直径 Ø 70 mm
Capacity: 200 meters, Ø 70 mm
- ▶ 安全装置：卷盘制动
Safety devices: hose reel brake
- ▶ 选配：分水器存储支架
Options: divider mounting bracket



梯架式 AZIMUTOR AZIMUTOR WITH LADDER ATTACHMENT

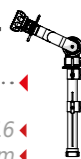


- 最大工作压力：PN16 / Working pressure: PN16
- 流量：3000 升/分 / Flow rate: 3000 lpm
- 材料：铝合金 / Material: aluminium alloy
- 表面处理：聚酯涂层
Surface treatment: polyester coating

- 水平旋转调节方式：手柄 / Horizontal adjustment: by handle
- 垂直仰俯调节方式：手轮 / Vertical adjustment: by handwheel
- 安全系统：+30°垂直仰俯限位销，水平旋转角度手轮调整
Safety: vertical adjustment lockable at 30° by pin, horizontal adjustment locking knob
- 选配：出口装备，入水口接口
Options: outlet equipment, inlet couplings



梯架式 PRIMATOR 3000 PRIMATOR 3000 WITH LADDER ATTACHMENT

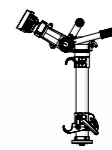


- 最大工作压力：PN16 / Working pressure: PN16
- 流量：3000 升/分 / Flow rate: 3000 lpm
- 材料：铝合金 / Material: aluminium alloy
- 表面处理：聚酯涂层
Surface treatment: polyester coating

- 水平旋转调节方式：手柄
Horizontal adjustment: by handle
- 垂直仰俯调节方式：手柄 / Vertical adjustment: by handle
- 安全系统：垂直仰俯限位销或手柄，水平旋转配备锁止销
Safety: vertical adjustment lockable by pin or handle, horizontal adjustment lockable by knob
- 选配：出口装备，入水口接口
Options: outlet equipment, inlet couplings



梯架式 POKET POKET ON LADDER ATTACHMENT



- 最大工作压力：PN16 / Working pressure: PN16
- 流量：1600 升/分 / Flow rate: 1600 lpm
- 材料：铝合金 / Material: aluminium alloy
- 表面处理：聚酯涂层
Surface treatment: polyester coating

- 水平旋转调节方式：手柄 / Horizontal adjustment: by handle
- 垂直仰俯调节方式：手柄 / Vertical adjustment: by handle
- 安全系统：+30°垂直仰俯限位销，垂直仰俯、水平旋转配备锁止销
Safety: vertical adjustment lockable at 30° by pin, vertical and horizontal adjustment locking knobs
- 选配：出口装备，入水口接口
Options: outlet equipment, inlet couplings

